

ORGANIZE SPACE LET'S REORG



- **TOOL HOLDER SYSTEM SERIES NC**

NORMAL EXTENSION DRAWERS 87%

FULL EXTENSION DRAWERS 100%

VERSATILE

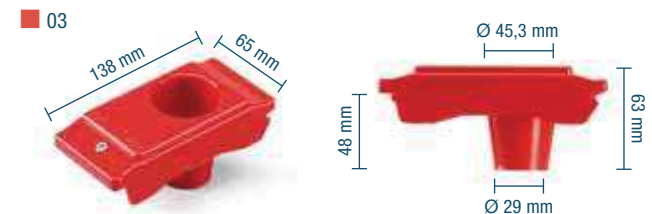
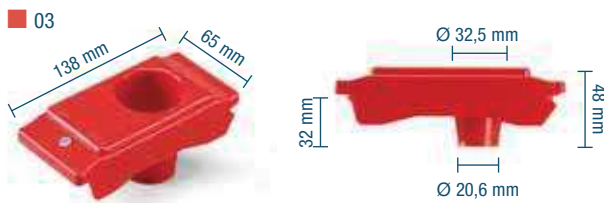
SEVERAL SERIES AVAILABLE

MAXIMIZE SPACE LET'S REORG

SERIES NC



TOOL HOLDERS SERIES NC-TOOL



ORD. NO.	PACKAGE OF	DIMENSIONS mm
F NC 9510 00 03	1 PIECE	65x138x48 h
F NC 9510 01 03	10 PIECES	65x138x48 h

Tool holder ISO 30

ORD. NO.	PACKAGE OF	DIMENSIONS mm
F NC 9530 00 03	1 PIECE	65x138x63 h
F NC 9530 01 03	10 PIECES	65x138x63 h

Tool holder ISO 40


RED F. 03

INFO ■



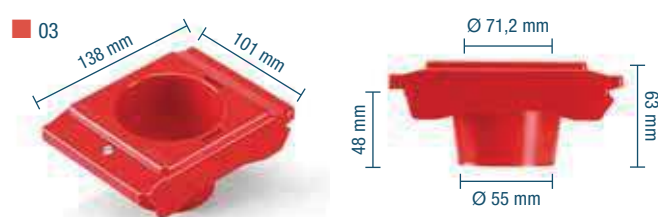
www.famispa.com





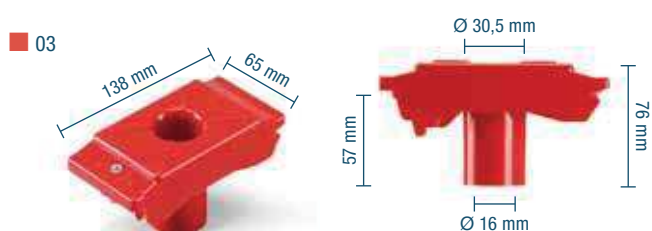
ORD. NO.	PACKAGE OF	DIMENSIONS mm
F NC 9540 00 03	1 PIECE	83x138x63 h
F NC 9540 01 03	10 PIECES	83x138x63 h

Tool holder ISO 45



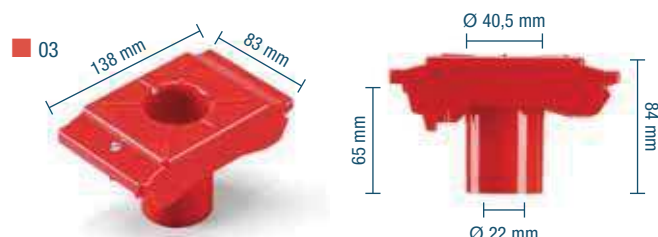
ORD. NO.	PACKAGE OF	DIMENSIONS mm
F NC 9550 00 03	1 PIECE	101x138x63 h
F NC 9550 01 03	10 PIECES	101x138x63 h

Tool holder ISO 50



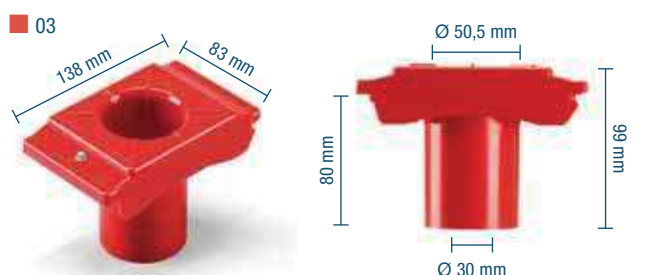
ORD. NO.	PACKAGE OF	DIMENSIONS mm
F NC 9560 00 03	1 PIECE	65x138x76 h
F NC 9560 01 03	24 PIECES	65x138x76 h

Tool holder VDI 30




ORD. NO.	PACKAGE OF	DIMENSIONS mm
F NC 9570 00 03	1 PIECE	83x138x84 h
F NC 9570 01 03	24 PIECES	83x138x84 h

Tool holder VDI 40




ORD. NO.	PACKAGE OF	DIMENSIONS mm
F NC 9580 00 03	1 PIECE	83x138x99 h
F NC 9580 01 03	16 PIECES	83x138x99 h

Tool holder VDI 50




ORD. NO.	PACKAGE OF	DIMENSIONS mm
F NC 9590 00 03	1 PIECE	101x138x114 h
F NC 9590 01 03	16 PIECES	101x138x114 h

Tool holder VDI 60



ORD. NO.	PACKAGE OF	DIMENSIONS mm
F NC 9640 00 03	1 PIECE	83x138x99 h
F NC 9640 01 03	24 PIECES	83x138x99 h

Tool holder 2"



ORD. NO.	PACKAGE OF	DIMENSIONS mm
F NC 9650 00 03	1 PIECE	101x138x114 h
F NC 9650 01 03	16 PIECES	101x138x114 h

Tool holder 2" ,/4

■ INFO

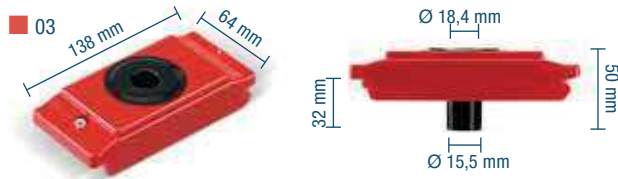


www.famispa.com


RED F... .. 03



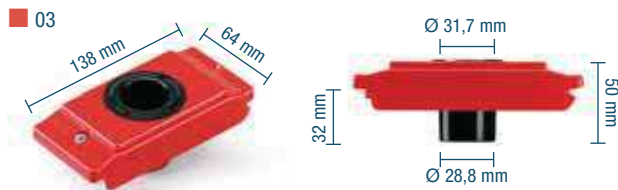
TOOL HOLDERS SERIES NC-TOOL



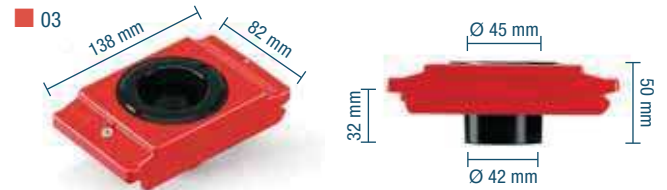
ORD. NO.	PACKAGE OF	DIMENSIONS mm
F NC 9720 00 03	1 PIECE	64x138x50 h
F NC 9720 01 03	4 PIECES	64x138x50 h

Tool holder **MORSE TAPER 2**

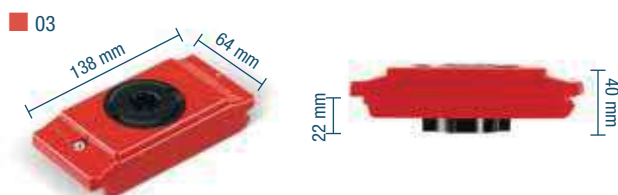
ORD. NO.	PACKAGE OF	DIMENSIONS mm
F NC 9730 00 03	1 PIECE	64x138x50 h
F NC 9730 01 03	4 PIECES	64x138x50 h

Tool holder **MORSE TAPER 3**

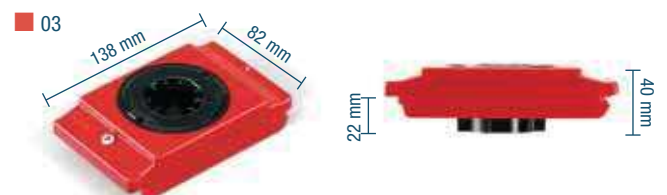
ORD. NO.	PACKAGE OF	DIMENSIONS mm
F NC 9740 00 03	1 PIECE	64x138x50 h
F NC 9740 01 03	4 PIECES	64x138x50 h

Tool holder **MORSE TAPER 4**

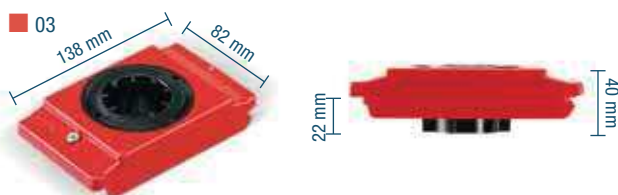
ORD. NO.	PACKAGE OF	DIMENSIONS mm
F NC 9750 00 03	1 PIECE	82x138x50 h
F NC 9750 01 03	4 PIECES	82x138x50 h

Tool holder **MORSE TAPER 5**

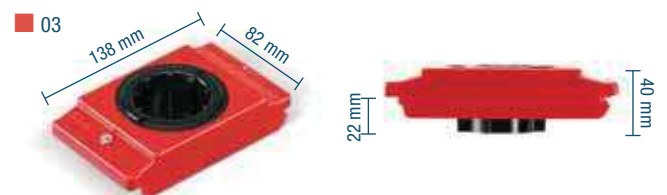
ORD. NO.	PACKAGE OF	DIMENSIONS mm
F NC 9270 00 03	1 PIECE	64x138x40 h
F NC 9270 01 03	10 PIECES	64x138x40 h

Tool holder **CAPTO C3**

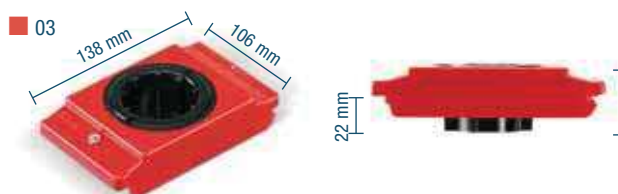
ORD. NO.	PACKAGE OF	DIMENSIONS mm
F NC 9275 00 03	1 PIECE	82x138x40 h
F NC 9275 01 03	10 PIECES	82x138x40 h

Tool holder **CAPTO C4**

ORD. NO.	PACKAGE OF	DIMENSIONS mm
F NC 9280 00 03	1 PIECE	82x138x40 h
F NC 9280 01 03	10 PIECES	82x138x40 h

Tool holder **CAPTO C5**

ORD. NO.	PACKAGE OF	DIMENSIONS mm
F NC 9285 00 03	1 PIECE	82x138x40 h
F NC 9285 01 03	10 PIECES	82x138x40 h

Tool holder **CAPTO C6**

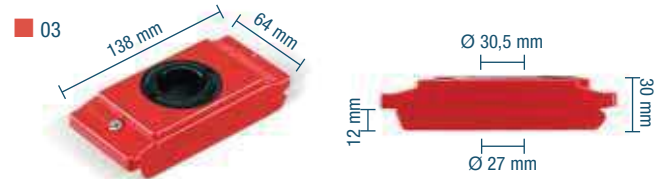
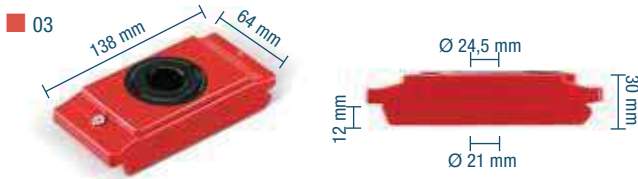
ORD. NO.	PACKAGE OF	DIMENSIONS mm
F NC 9290 00 03	1 PIECE	106x138x40 h
F NC 9290 01 03	10 PIECES	106x138x40 h

Tool holder **CAPTO C8**

RED F... .. 03

INFO ■

www.famispa.com

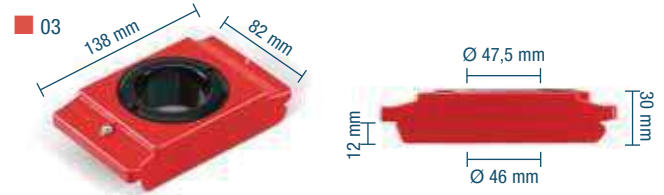
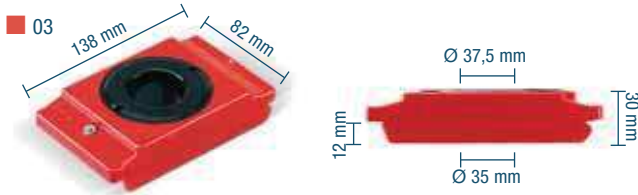



ORD. NO.	PACKAGE OF	DIMENSIONS mm H
F NC 9210 00 03	1 PIECE	64x138x30
F NC 9210 01 03	10 PIECES	64x138x30

Tool holder **HSK A32-B40**

ORD. NO.	PACKAGE OF	DIMENSIONS mm
F NC 9220 00 03	1 PIECE	64x138x30 h
F NC 9220 01 03	10 PIECES	64x138x30 h

Tool holder **HSK A40-B50**

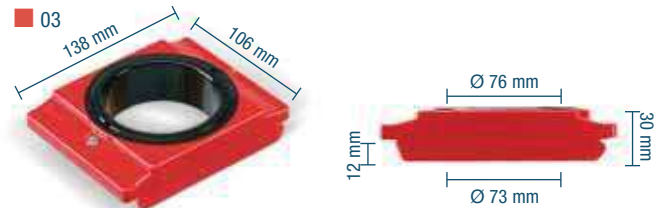
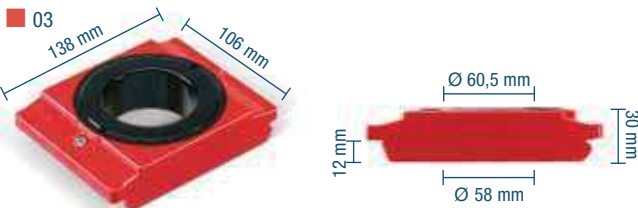


ORD. NO.	PACKAGE OF	DIMENSIONS mm
F NC 9230 00 03	1 PIECE	82x138x30 h
F NC 9230 01 03	10 PIECES	82x138x30 h

Tool holder **HSK A50-B63**

ORD. NO.	PACKAGE OF	DIMENSIONS mm
F NC 9240 00 03	1 PIECE	82x138x30 h
F NC 9240 01 03	10 PIECES	82x138x30 h

Tool holder **HSK A63-B80**



ORD. NO.	PACKAGE OF	DIMENSIONS mm
F NC 9250 00 03	1 PIECE	106x138x30 h
F NC 9250 01 03	10 PIECES	106x138x30 h

Tool holder **HSK A80-B100**

ORD. NO.	PACKAGE OF	DIMENSIONS mm
F NC 9260 00 03	1 PIECE	106x138x30 h
F NC 9260 01 03	10 PIECES	106x138x30 h

Tool holder **HSK A100-B125**

CABINET WITH LEAF DOORS

ORD. NO.

F AE 3040 S1 50

Including 4 drawers

2 tool holder frames with supports

1 cover MDF top

Dimensions mm 717x750x1030 h

Tools and tool holders excluded




■ RAL 7035 +
■ RAL 5012

■ **INFO**

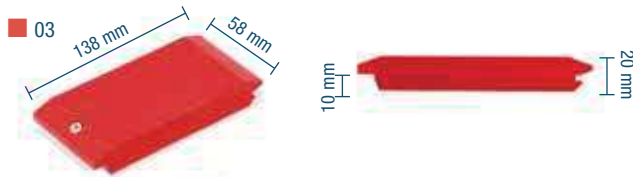


www.famispa.com

RED F... .. 03




TOOL HOLDERS SERIES NC-TOOL



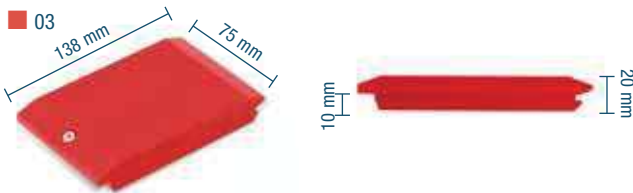
ORD. NO.	PACKAGE OF	DIMENSIONS mm
F NC 9010 00 03	1 PIECE	58x138x20 h
F NC 9010 01 03	10 PIECES	58x138x20 h

Tool holder 58 mm



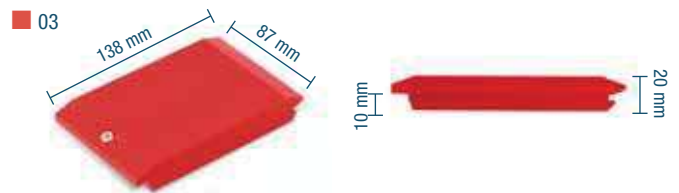
ORD. NO.	PACKAGE OF	DIMENSIONS mm
F NC 9020 00 03	1 PIECE	65x138x20 h
F NC 9020 01 03	10 PIECES	65x138x20 h

Tool holder 65 mm




ORD. NO.	PACKAGE OF	DIMENSIONS mm
F NC 9030 00 03	1 PIECE	75x138x20 h
F NC 9030 01 03	10 PIECES	75x138x20 h

Tool holder 75 mm



ORD. NO.	PACKAGE OF	DIMENSIONS mm
F NC 9040 00 03	1 PIECE	87x138x20 h
F NC 9040 01 03	10 PIECES	87x138x20 h

Tool holder 87 mm



ORD. NO.	PACKAGE OF	DIMENSIONS mm
F NC 9050 00 03	1 PIECE	105x138x20 h
F NC 9050 01 03	10 PIECES	105x138x20 h

Tool holder 105 mm



ORD. NO. TOOL HOLDERS	TOOL HOLDER TYPE	MAX. QUANTITY PER TOOL FRAME F NC 2010 00 ..
F NC 9510 00 03	ISO 30	24
F NC 9530 00 03	ISO 40	24
F NC 9540 00 03	ISO 45	18
F NC 9550 00 03	ISO 50	15
F NC 9560 00 03	VDI 30	24
F NC 9570 00 03	VDI 40	18
F NC 9580 00 03	VDI 50	18
F NC 9590 00 03	VDI 60	15
F NC 9720 00 03	MORSE TAPER 2	24
F NC 9730 00 03	MORSE TAPER 3	24
F NC 9740 00 03	MORSE TAPER 4	24
F NC 9750 00 03	MORSE TAPER 5	18
F NC 9270 00 03	CAPTO C3	24
F NC 9275 00 03	CAPTO C4	18
F NC 9280 00 03	CAPTO C5	18



ORD. NO. TOOL HOLDERS	TOOL HOLDER TYPE	MAX. QUANTITY PER TOOL FRAME F NC 2010 00 ..
F NC 9285 00 03	CAPTO C6	18
F NC 9290 00 03	CAPTO C8	12
F NC 9210 00 03	HSK A32-B40	24
F NC 9220 00 03	HSK A40-B50	24
F NC 9230 00 03	HSK A50-B63	18
F NC 9240 00 03	HSK A63-B80	18
F NC 9250 00 03	HSK A80-B100	12
F NC 9260 00 03	HSK A100-B125	12
F NC 9640 00 03	2"	18
F NC 9650 00 03	2" 1/4	15
F NC 9010 00 03	58 mm	27
F NC 9020 00 03	65 mm	24
F NC 9030 00 03	75 mm	21
F NC 9040 00 03	87 mm	18
F NC 9050 00 03	105 mm	15

RED F.. 03

INFO ■



TOOL STAND**ORD. NO.****F NC 2010 00 04****Dimensions mm 565x450x350 h**

Tool holders excluded


- 01
- 02
- 04
- 08



■ RAL 1004

ORD. NO.**F CN 5720 00 30**

Pair of side protections ■ RAL 1004

Dimensions mm 988x270 h

- RAL 5012 +
- RAL 7000

TOOL TROLLEY**ORD. NO.****F CN K600 10 51**

Including 1 frame with 4-rows

1 pair of carriers for frame 4-rows

6 frames with 1-row

4 angled carriers for frames with 1-row

2 horizontal carriers for frames with 1-row

Dimensions mm 1073x685x935 h

Tools and tool holders excluded

CABINET WITH SLIDING DOORS**ORD. NO.****F AF 1040 S1 08**

Including 4 drawers, 2 retractable shelves

2 tool holder frames

1 rubber cover top with 3 edges

Dimensions mm 1431x632x1020 h

Tools and tool holders excluded



■ RAL 7035

TROLLEY SERIES NC-COMBI



ORD. NO. F CN K600 06 51
RAL 5012+7000

ORD. NO. F CN F100 06 51
RAL 5012+7000

TOOL TROLLEY

ORD. NO.

F CN F100 06 51

Dimensions mm 1064x512x890 h

Tool holders excluded

TOOL TROLLEY

ORD. NO.

F CN K600 06 51

Dimensions mm 1073x685x935h

Tool holders excluded

ORD. NO.

F CN 5710 00 30

Pair of side protections ■ RAL 1004

Dimensions mm 690x270 h

TOOL TROLLEY

ORD. NO.

F CN F100 10 51

Dimensions mm 1064x512x890 h




Tool holders excluded



■ RAL 1004

■ RAL 5012 +
■ RAL 7000

RAL 7000 F... ..01 RAL 6011 F... ..02 RAL 5012 + RAL 7000 F... ..51 RAL 7035 + RAL 7000 F... ..56




KEY ■

■ Partitioning material: see page B47



LENGTH = 1064 mm DEPTH = 512 mm

TROLLEY SERIES NC-COMBI



ORD. NO. TROLLEY LOAD CAPACITY kg

F CN F100 01 51 500

- Including:
- 2 nylon swivel wheels with brake Ø 125 mm
 - 2 nylon fixed wheels Ø 125 mm
 - 1 tool holder frame 3-rows ORD. NO. **F NC 5120 00 01**
 - 1 pair of carriers ORD. NO. **F NC 5620 00 01**
 - 4 tool holder frames 1-row ORD. NO. **F NC 5020 00 01**
 - 4 pair of angled carriers ORD. NO. **F NC 5711 00 99**
 - 1 shelf ORD. NO. **F CN 5510 00 04**
 - 1 rubber mat ORD. NO. **F CN 5210 00 07**

Dimensions mm 1064x512x890 h

Tool holders excluded

ORD. NO. TROLLEY LOAD CAPACITY kg

F CN F100 06 51 500

- Including:
- 2 nylon swivel wheels with brake Ø 125 mm
 - 2 nylon fixed wheels Ø 125 mm in
 - 5 tool holder frames 1-row ORD. NO. **F NC 5020 00 01**
 - 4 pair of angled carriers ORD. NO. **F NC 5711 00 99**
 - 1 pair of horizontal carriers ORD. NO. **F NC 5710 00 99**
 - 1 shelf ORD. NO. **F CN 5510 00 04**
 - 1 rubber mat ORD. NO. **F CN 5210 00 07**
 - 1 adjustable shelf ORD. NO. **F CN 5100 00 01**
 - 1 rubber mat ORD. NO. **F CN 5220 00 07**

Dim. mm 1064x512x890 h Tool holders excluded

ORD. NO. TROLLEY LOAD CAPACITY kg

F CN F100 10 51 500

- Including:
- 2 nylon swivel wheels with brake Ø 125 mm
 - 2 nylon fixed wheels Ø 125 mm
 - 1 tool holder frame 3-rows ORD. NO. **F NC 5120 00 01**
 - 1 pair of carriers ORD. NO. **F NC 5620 00 01**
 - 2 tool holder frames 1-row ORD. NO. **F NC 5020 00 01**
 - 2 pair of angled carriers ORD. NO. **F NC 5711 00 99**
 - 1 shelf ORD. NO. **F CN 5510 00 04**
 - 1 rubber mat ORD. NO. **F CN 5210 00 07**

Dimensions mm 1064x512x890 h

Tool holders excluded



ORD. NO. TROLLEY LOAD CAPACITY kg

F CN F100 07 51 500

- Including:
- 2 nylon swivel wheels with brake Ø 125 mm
 - 2 nylon fixed wheels Ø 125 mm
 - 4 tool holder frames 1-row ORD. NO. **F NC 5020 00 01**
 - 4 pair of angled carriers ORD. NO. **F NC 5711 00 99**
 - 1 shelf ORD. NO. **F CN 5510 00 04**
 - 1 rubber mat ORD. NO. **F CN 5210 00 07**

Dimensions mm 1064x512x890 h

Tool holders excluded

ORD. NO. TROLLEY LOAD CAPACITY kg

F CN F100 11 51 500

- Including:
- 2 nylon swivel wheels with brake Ø 125 mm
 - 2 nylon fixed wheels Ø 125 mm
 - 5 tool holder frames 1-row ORD. NO. **F NC 5020 00 01**
 - 4 pair of angled carriers ORD. NO. **F NC 5711 00 99**
 - 1 pair of horizontal carriers ORD. NO. **F NC 5710 00 99**
 - 1 shelf ORD. NO. **F CN 5510 00 04**
 - 1 rubber mat ORD. NO. **F CN 5210 00 07**

Dim. mm 1064x512x890 h Tool holders excluded

ORD. NO. TROLLEY LOAD CAPACITY kg

F CN F100 08 51 500

- Including:
- 2 nylon swivel wheels with brake Ø 125 mm
 - 2 nylon fixed wheels Ø 125 mm
 - 1 tool holder frame 3-rows ORD. NO. **F NC 5120 00 01**
 - 1 pair of carriers ORD. NO. **F NC 5620 00 01**
 - 1 shelf ORD. NO. **F CN 5510 00 04**
 - 1 rubber mat ORD. NO. **F CN 5210 00 07**

Dimensions mm 1064x512x890 h


Tool holders excluded

KEY




RAL 7000 F... ..01 RAL 6011 F... ..02 RAL 5012 + RAL 7000 F... ..51 RAL 7035 + RAL 7000 F... ..56



- Tool holders: see page B11
- All indicated loads are net and refer to evenly distributed weights.



TROLLEY SERIES NC-COMBI



ORD. NO. TROLLEY LOAD CAPACITY kg

F CN K600 08 51 840

- Including:
- 2 nylon swivel wheels with brake Ø 160 mm
 - 2 nylon fixed wheels Ø 160 mm
 - 1 tool holder frame 4-rows ORD. NO. **F NC 5220 00 01**
 - 1 pair of carriers ORD. NO. **F NC 5640 00 01**
 - 2 tool holder frames 1-row ORD. NO. **F NC 5020 00 01**
 - 2 pair of angled carriers ORD. NO. **F NC 5711 00 99**
 - 2 adjustable shelves ORD. NO. **F CN 5100 00 01**
 - 2 rubber mat ORD. NO. **F CN 5220 00 07**
- Dimensions mm 1073x685x935 h**
Tool holders excluded

ORD. NO. TROLLEY LOAD CAPACITY kg

F CN K600 10 51 840

- Including:
- 2 nylon swivel wheels with brake Ø 160 mm
 - 2 nylon fixed wheels Ø 160 mm
 - 1 tool holder frame 4-rows ORD. NO. **F NC 5220 00 01**
 - 1 pair of carriers ORD. NO. **F NC 5640 00 01**
 - 6 tool holder frames 1-row ORD. NO. **F NC 5020 00 01**
 - 4 pair of angled carriers ORD. NO. **F NC 5711 00 99**
 - 2 pair of horizontal carriers ORD. NO. **F NC 5710 00 99**
- Dimensions mm 1073x685x935 h**
Tool holders excluded

ORD. NO. TROLLEY LOAD CAPACITY kg

F CN K600 09 51 840

- Including:
- 2 nylon swivel wheels with brake Ø 160 mm
 - 2 nylon fixed wheels Ø 160 mm
 - 1 tool holder frame 4-rows ORD. NO. **F NC 5220 00 01**
 - 1 pair of carriers ORD. NO. **F NC 5640 00 01**
 - 5 tool holder frames 1-row ORD. NO. **F NC 5020 00 01**
 - 5 pair of angled carriers ORD. NO. **F NC 5711 00 99**
 - 1 adjustable shelf ORD. NO. **F CN 5100 00 01**
 - 1 rubber mat ORD. NO. **F CN 5220 00 07**
- Dimensions mm 1073x685x935 h**
Tool holders excluded



ORD. NO. TROLLEY LOAD CAPACITY kg

F CN K600 06 51 840

- Including:
- 2 nylon swivel wheels with brake Ø 160 mm
 - 2 nylon fixed wheels Ø 160 mm
 - 1 tool holder frame 4-rows ORD. NO. **F NC 5220 00 01**
 - 1 pair of carriers ORD. NO. **F NC 5640 00 01**
 - 4 tool holder frames 1-row ORD. NO. **F NC 5020 00 01**
 - 2 pair of angled carriers ORD. NO. **F NC 5711 00 99**
 - 2 pair of horizontal carriers ORD. NO. **F NC 5710 00 99**
 - 1 adjustable shelf ORD. NO. **F CN 5120 00 01**
 - 1 rubber mat ORD. NO. **F CN 5240 00 07**
 - 2 adjustable shelves ORD. NO. **F CN 5100 00 01**
 - 2 rubber mat ORD. NO. **F CN 5220 00 07**
 - 1 empty drawer ORD. NO. **F NC 8610 00 04**
- Dim. mm 1073x685x935 h** Tool holders excluded

RAL 7000 F... ..01 RAL 6011 F... ..02 RAL 5012 + RAL 7000 F... ..51 RAL 7035 + RAL 7000 F... ..56

KEY ■

■ All indicated loads are net and refer to evenly distributed weights.



TROLLEY SERIES NC-COMBI



ORD. NO. TOOL HOLDERS	TOOL HOLDER TYPE	MAX. QUANTITY PER TOOL FRAME F NC 5020 00 ..	MAX. QUANTITY PER TOOL FRAME F NC 5120 00 ..	MAX. QUANTITY PER TOOL FRAME F NC 5220 00 ..
F NC 9510 00 03	ISO 30	7	24	32
F NC 9530 00 03	ISO 40	7	24	32
F NC 9540 00 03	ISO 45	5	18	24
F NC 9550 00 03	ISO 50	5	15	20
F NC 9560 00 03	VDI 30	7	24	32
F NC 9570 00 03	VDI 40	5	18	24
F NC 9580 00 03	VDI 50	5	18	24
F NC 9590 00 03	VDI 60	5	15	20
F NC 9720 00 03	MORSE TAPER 2	7	24	32
F NC 9730 00 03	MORSE TAPER 3	7	24	32
F NC 9740 00 03	MORSE TAPER 4	7	24	32
F NC 9750 00 03	MORSE TAPER 5	5	18	24
F NC 9270 00 03	CAPTO C3	7	24	32
F NC 9275 00 03	CAPTO C4	5	18	24
F NC 9280 00 03	CAPTO C5	5	18	24
F NC 9285 00 03	CAPTO C6	5	18	24
F NC 9290 00 03	CAPTO C8	4	12	16
F NC 9210 00 03	HSK A32-B40	7	24	32
F NC 9220 00 03	HSK A40-B50	7	24	32
F NC 9230 00 03	HSK A50-B63	5	18	24
F NC 9240 00 03	HSK A63-B80	5	18	24
F NC 9250 00 03	HSK A80-B100	4	12	16
F NC 9260 00 03	HSK A100-B125	4	12	16
F NC 9640 00 03	2"	5	18	24
F NC 9650 00 03	2" 1/4	5	15	20
F NC 9010 00 03	58 mm	9	27	36
F NC 9020 00 03	65 mm	8	24	32
F NC 9030 00 03	75 mm	7	21	28
F NC 9040 00 03	87 mm	6	18	24
F NC 9050 00 03	105 mm	5	15	20




■ INFO

RAL 7000 F... ..01 RAL 6011 F... ..02 RAL 5012 + RAL 7000 F... ..51 RAL 7035 + RAL 7000 F... ..56



www.famispa.com

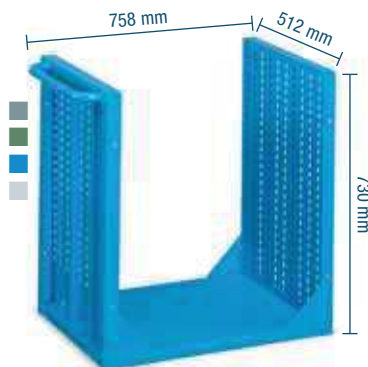


TROLLEY SERIES NC-COMBI


TOOL TROLLEY F CN 0100 (NC102)



ORD. NO. TROLLEY LOAD CAPACITY kg
F CN 100 00 04 500
Including: 2 nylon swivel wheels with brake Ø 125 mm,
2 nylon fixed wheels Ø 125 mm
Dimensions mm 758x512x890 h



ORD. NO.
F CN 0100 00 04
Trolley prepared for wheels:
Ø 100 mm / 125 mm / 150 mm
Dimensions mm 758x512x730 h



ORD. NO.
F CN 0101 00 04
Including: 2 fork lift base prepared for wheels
Ø 100 mm / 125 mm / 150 mm
Dimensions mm 758x512x810 h

1 ORD. NO. F CN 5210 00 07

Rubber mat for shelf
ORD. NO. F CN 5510 00 ..
Overall dimensions mm: **485x300**

2 ORD. NO. F CN 5510 00 01 ■ RAL 7000

2 ORD. NO. F CN 5510 00 02 ■ RAL 6011

2 ORD. NO. F CN 5510 00 04 ■ RAL 5012

2 ORD. NO. F CN 5510 00 08 ■ RAL 7035

Shelf dimensions mm: **490x300x170 h**

3 ORD. NO. F CN 5220 00 07

Rubber mat for adjustable shelf
ORD. NO. F CN 5100 00 ..
Overall dimensions mm: **595x295**

4 ORD. NO. F CN 5100 00 01 ■ RAL 7000

4 ORD. NO. F CN 5100 00 02 ■ RAL 6011

Height adjustable shelf

Overall dimensions mm: **600x300x42 h**

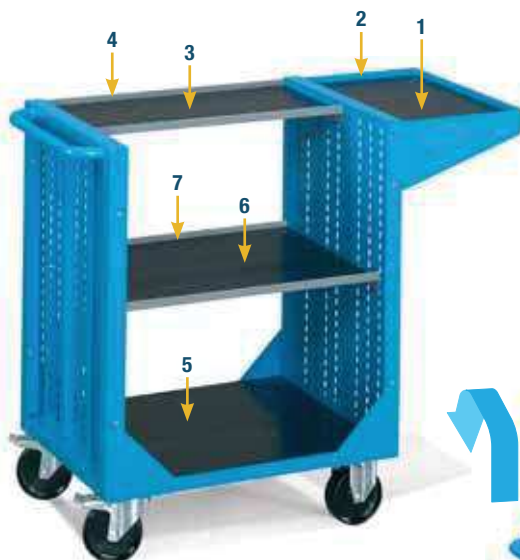
Load capacity: 30 kg

5 ORD. NO. F CN 5250 00 07

Rubber mat for bottom shelf of
trolley
Overall dimensions mm: **595x495**

6 ORD. NO. F CN 5230 00 07

Rubber mat for adjustable shelf
ORD. NO. F CN 5110 00 ..
Overall dimensions mm: **595x455**



7 ORD. NO. F CN 5110 00 01 ■ RAL 7000

7 ORD. NO. F CN 5110 00 02 ■ RAL 6011

Height adjustable shelf


Overall dimensions mm: **600x460x42 h**

Load capacity: 30 kg

8+9 ORD. NO. F CN 5710 00 30 ■ RAL 1004

Pair of side protections for trolley series CN 0100

Overall dimensions mm: **690x270 h**




RAL 7000 F... ..01 RAL 6011 F... ..02 RAL 5012 F... ..04 RAL 7035 F... ..08

KEY ■


■ Wheels
see page
B18

■ All indicated loads are net and refer to evenly distributed weights.




LENGTH = 1073 mm DEPTH = 685 mm


TROLLEY SERIES NC-COMBI



ORD. NO. TROLLEY LOAD CAPACITY kg
F CN K600 00 04 840
Including: 2 nylon swivel wheels with brake Ø 160 mm,
2 fixed wheels Ø 160 mm in nylon
Dimensions mm 1073x685x935 h



ORD. NO.
F CN 0600 00 04
Trolley prepared for wheels: Ø 160 mm / 200 mm
Dimensions mm 1073x685x731 h



ORD. NO.
F CN 0601 00 04
Including: 2 fork lift base prepared for wheels
Ø 160 mm / 200 mm
Dimensions mm 1073x685x811 h



1 ORD. NO. F CN 5220 00 07

Rubber mat for adjustable shelf
ORD. NO. F CN 5100 00 ..
Overall dimensions mm: **595x295**

2 ORD. NO. F CN 5100 00 01 ■ RAL 7000
2 ORD. NO. F CN 5100 00 02 ■ RAL 6011

Height adjustable shelf
Overall dimensions mm: **600x300x42 h**
Load capacity: 30 kg

3 ORD. NO. F CN 5230 00 07

Rubber mat for adjustable shelf
ORD. NO. F CN 5110 00 ..
Overall dimensions mm: **595x455**

4 ORD. NO. F CN 5110 00 01 ■ RAL 7000
4 ORD. NO. F CN 5110 00 02 ■ RAL 6011

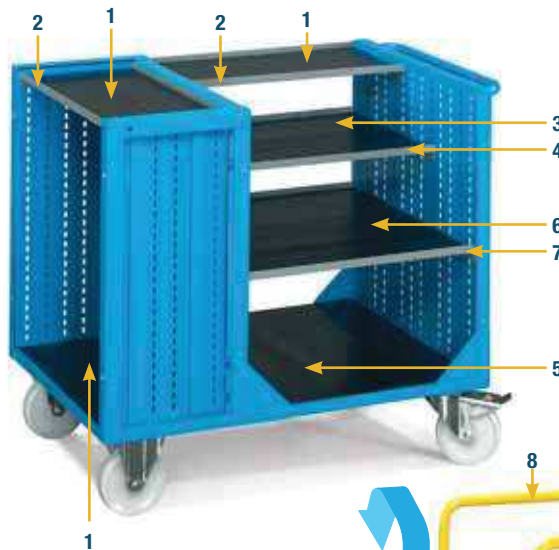
Height adjustable shelf
Overall dimensions mm: **600x460x42 h**
Load capacity: 30 kg

5 ORD. NO. F CN 5260 00 07

Rubber mat for bottom shelf of
trolley
Overall dimensions mm: **675x595**

6 ORD. NO. F CN 5240 00 07

Rubber mat for adjustable shelf
ORD. NO. F CN 5120 00 ..
Overall dimensions mm: **595x655**




7 ORD. NO. F CN 5120 00 01 ■ RAL 7000
7 ORD. NO. F CN 5120 00 02 ■ RAL 6011

Height adjustable shelf
Overall dimensions mm: **600x660x42 h**
Load capacity: 30 kg

8+9 ORD. NO. F CN 5720 00 30 ■ RAL 1004

Pair of side protections per carrello
serie CN 0600
Overall dimensions mm: **988x270 h**




■ KEY

■ RAL 7000 F... ..01 ■ RAL 6011 F... ..02 ■ RAL 5012 F... ..04 ■ RAL 7035 F... ..08

■ Wheels
see page
B19



■ All indicated loads are net and refer to evenly distributed weights.



TROLLEY SERIES NC-COMBI

TOOL HOLDER FRAME AND ACCESSORIES FOR TOOL TROLLEY F CN 0100 (NC102) / F CN 0600 (NC104)



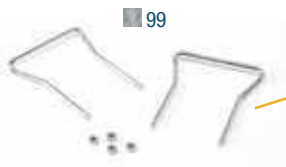
TOOL HOLDER FRAME

ORD. NO.

F NC 5020 00 01

Horizontal frame load capacity: 50 kg

Dimensions mm 584x140x146 h



PAIR OF GALVANISED HANDLES

ORD. NO.

F NC 5005 00 99

For frame ORD. NO. F NC 5020 00 ..



PAIR OF GALVANISED TOOL HOLDER FRAME CARRIERS, HORIZONTAL

ORD. NO.

F NC 5710 00 99

For frame ORD. NO. F NC 5020 00 ..

Overall dimensions mm 140x150 h



PAIR OF GALVANISED TOOL HOLDER FRAME CARRIERS, ANGLED

ORD. NO.

F NC 5711 00 99

For frame ORD. NO. F NC 5020 00 ..

Overall dimensions mm 140x150 h

TOOL HOLDER FRAME 3-ROWS AND ACCESSORIES FOR TROLLEYS F CN 0100 (NC102)




TOOL HOLDER FRAME 3-ROWS

ORD. NO.

F NC 5120 00 01

Horizontal frame load capacity: 150 kg

Overall dimensions mm 584x444x69 h



HORIZONTAL PAIR OF CARRIERS

ORD. NO.

F NC 5620 00 01

For frame ORD. NO. F NC 5120 00 ..

Overall dimensions mm 430x112 h



ANGLED PAIR OF CARRIERS

ORD. NO.

F NC 5721 00 01


For frame ORD. NO. F NC 5120 00 ..

Overall dimensions mm 430x114 h

RAL 7000 F... ..01 RAL 6011 F... ..02 ZINCATO F... ..99

KEY ■


■ All indicated loads are net and refer to evenly distributed weights.



TOOL HOLDER FRAME 4-ROWS AND ACCESSORIES FOR TROLLEYS F CN 0600 (NC104)



■ 01
■ 02



■ 01
■ 02



■ 01
■ 02

TOOL HOLDER FRAME 4 ROWS

ORD. NO.

F NC 5220 00 01

Horizontal frame load capacity: **150 kg**

Overall dimensions mm **584x592x69 h**

HORIZONTAL PAIR OF CARRIERS

ORD. NO.

F NC 5640 00 01

For frame ORD. NO. **F NC 5220 00 ..**

Overall dimensions mm **577x112 h**

ANGLED PAIR OF CARRIERS

ORD. NO.

F NC 5741 00 01

For frame ORD. NO. **F NC 5220 00 ..**

Overall dimensions mm **577x114 h**



**ORD. NO.
TOOL HOLDERS**

**TOOL HOLDER
TYPE**

**MAX. QUANTITY PER TOOL
FRAME F NC 5020 00 ..**

**MAX. QUANTITY PER TOOL
FRAME F NC 5120 00 ..**

**MAX. QUANTITY PER TOOL
FRAME F NC 5220 00 ..**


ORD. NO. TOOL HOLDERS	TOOL HOLDER TYPE	MAX. QUANTITY PER TOOL FRAME F NC 5020 00 ..	MAX. QUANTITY PER TOOL FRAME F NC 5120 00 ..	MAX. QUANTITY PER TOOL FRAME F NC 5220 00 ..
F NC 9510 00 03	ISO 30	7	24	32
F NC 9530 00 03	ISO 40	7	24	32
F NC 9540 00 03	ISO 45	5	18	24
F NC 9550 00 03	ISO 50	5	15	20
F NC 9560 00 03	VDI 30	7	24	32
F NC 9570 00 03	VDI 40	5	18	24
F NC 9580 00 03	VDI 50	5	18	24
F NC 9590 00 03	VDI 60	5	15	20
F NC 9720 00 03	MORSE TAPER 2	7	24	32
F NC 9730 00 03	MORSE TAPER 3	7	24	32
F NC 9740 00 03	MORSE TAPER 4	7	24	32
F NC 9750 00 03	MORSE TAPER 5	5	18	24
F NC 9270 00 03	CAPTO C3	7	24	32
F NC 9275 00 03	CAPTO C4	5	18	24
F NC 9280 00 03	CAPTO C5	5	18	24
F NC 9285 00 03	CAPTO C6	5	18	24
F NC 9290 00 03	CAPTO C8	4	12	16
F NC 9210 00 03	HSK A32-B40	7	24	32
F NC 9220 00 03	HSK A40-B50	7	24	32
F NC 9230 00 03	HSK A50-B63	5	18	24
F NC 9240 00 03	HSK A63-B80	5	18	24
F NC 9250 00 03	HSK A80-B100	4	12	16
F NC 9260 00 03	HSK A100-B125	4	12	16
F NC 9640 00 03	2"	5	18	24
F NC 9650 00 03	2" 1/4	5	15	20
F NC 9010 00 03	58 mm	9	27	36
F NC 9020 00 03	65 mm	8	24	32
F NC 9030 00 03	75 mm	7	21	28
F NC 9040 00 03	87 mm	6	18	24
F NC 9050 00 03	105 mm	5	15	20

■ **KEY**

RAL 7000 F..01 RAL 6011 F..02



■ All indicated loads are net and refer to evenly distributed weights.



TROLLEY SERIES NC-COMBI

TOOL HOLDER FRAME FOR WOODEN INSERT OF MULTIPLEX FOR TROLLEYS F CN 0100 (NC102) / F CN 0600 (NC104)

- 01
- 02



TOOL FOR WOODEN INSERT OF MULTIPLEX

ORD. NO.

F NC 5021 00 01

Horizontal frame load capacity: 50 kg

Overall dimensions mm 584x140x146 h



WOODEN INSERT OF MULTIPLEX

ORD. NO.

F NC 2510 00 00

Overall dimensions mm 525x138x50 h



Example of tool holder frame
ORD. NO. **F NC 5021 00 ..** with
wooden insert

ALUMINIUM INSERT FOR TROLLEYS
F CN 0100 (NC102) / F CN 0600 (NC104)



ORD. NO.

F NC 2410 00 00

Aluminium insert with rubber

Overall dim. mm 525x135x45 h



Example of tool holder frame ORD. NO. **F NC 5020 00 ..** with aluminium support

DRAWING POCKET FOR TROLLEYS
F CN 0100 (NC102) / F CN 0600 (NC104)



- 01
- 02
- 04


ORD. NO.

F CN 5560 00 04

Drawing pocket for size DIN A4

Overall dimensions mm 312x35x190 h

TOOLING SHELF FOR TROLLEYS
F CN 0100 (NC102) / F CN 0600 (NC104)



- 01
- 02
- 04

ORD. NO.

F CN 5320 00 04

Tooling shelf

Overall dimensions mm 598x303x59 h

DRAWERS 31,5x27 EH FULL TELESCOPIC EXTENSION FOR TROLLEYS
F CN 0600 (NC104)



- 01
- 02
- 04
- 08



■ Drawers including the single drawer opening device.

■ It is not possible to insert tool holder frames in these drawers.

■ Partitioning material: see page B47

ORD. NO.

FRONT HEIGHT mm

LOAD CAPACITY kg

USABLE DIM. mm

F NC 8607 00 04

75

30

523x447x54 h

F NC 8610 00 04

100

30

523x447x79 h

F NC 8615 00 04

150

30

523x447x129 h

Extension 100%

- RAL 7000 F... ..01
- RAL 6011 F... ..02
- RAL 5012 F... ..04
- RAL 7035 F... ..08

KEY ■


■ Partitioning material: see page A180



Arbor holders

Cutter holders

■ All indicated loads are net and refer to evenly distributed weights.



TRAVERSE GUARDS FOR TROLLEYS F CN 0600 (NC104)



A ORD. NO. F CN 3010 00 01 ■ RAL 7000

A ORD. NO. F CN 3010 00 02 ■ RAL 6011

Perforated traverse guards

Overall dimensions mm: 623x28x50 h


B ORD. NO. F CN 3030 00 07

Neoprene cover



FIXING BRACKET

ORD. NO.	FOR TOOLS Ø MAX. mm	REQUIRED Q.TY OF FIXING BRACKETS	QUANTITY UNITS
F CN 3105 00 99	15	16	2
F CN 3110 00 99	27	12	3
F CN 3115 00 99	35	9	4
F CN 3120 00 99	48	8	5
F CN 3125 00 99	60	6	6
F CN 3130 00 99	73	6	7
F CN 3135 00 99	85	5	8
F CN 3140 00 99	98	4	9
F CN 3145 00 99	110	4	10
F CN 3150 00 99	123	4	11
F CN 3155 00 99	135	3	12




TOOL HANGING FRAMES FOR TROLLEYS F CN 0600 (NC104)



ORD. NO.	FOR TOOLS	Ø MAX. mm	MAX. Q.TY OF TOOLS	WIDTH mm	DEPTH mm
F CN 3210 00 01	ISO 40	63/50	9	597	56
F CN 3220 00 01	ISO 45	82/63	7	597	75
F CN 3230 00 01	ISO 50	98/80	5	597	84
F CN 3240 00 01	ISO 50	112/80	5	597	100
F CN 3260 00 01	ISO 55	130/89	4	597	120
F CN 3270 00 01	ISO 60	160/109	3	597	140

■ INFO

RAL 7000 F... ..01 RAL 6011 F... ..02 RAL 5012 F... ..04 RAL 7035 F... ..08



WHEELS SERIES NC-COMBI

STANDARD RUBBER



SWIVEL WHEEL WITH BRAKE

ORD. NO.	Ø mm	C mm	LOAD CAPACITY kg
C RG DAC11 100	100	130	75
C RG DAC12 125	125	160	100
C RG DAC13 150	150	185	115



FIXED WHEEL

ORD. NO.	Ø mm	C mm	LOAD CAPACITY kg
C RG BAC11 100	100	130	75
C RG BAC12 125	125	160	100
C RG BAC13 150	150	185	115

NYLON



SWIVEL WHEEL WITH BRAKE

ORD. NO.	Ø mm	C mm	LOAD CAPACITY kg
C RN DAD10 100	100	130	125
C RN DAD11 125	125	160	180



FIXED WHEEL

ORD. NO.	Ø mm	C mm	LOAD CAPACITY kg
C RN BAD10 100	100	130	125
C RN BAD11 125	125	160	180

NO-SMEAR RUBBER



SWIVEL WHEEL WITH BRAKE

ORD. NO.	Ø mm	C mm	LOAD CAPACITY kg
C RG DPH22 125	125	160	100



FIXED WHEEL

ORD. NO.	Ø mm	C mm	LOAD CAPACITY kg
C RG BPH22 125	125	160	100

ELASTIC RUBBER



SWIVEL WHEEL WITH BRAKE

ORD. NO.	Ø mm	C mm	LOAD CAPACITY kg
C RG DCE15 125	125	160	180



FIXED WHEEL

ORD. NO.	Ø mm	C mm	LOAD CAPACITY kg
C RG BCE15 125	125	160	180

POLYURETHANE



SWIVEL WHEEL WITH BRAKE

ORD. NO.	Ø mm	C mm	LOAD CAPACITY kg
C RN DDD31 125	125	160	180



FIXED WHEEL

ORD. NO.	Ø mm	C mm	LOAD CAPACITY kg
C RN BDD31 125	125	160	180

KEY ■

- Follow the formula to calculate the load capacity of the trolley:
 $(A \times 3) - 40 \text{ kg}$
 A = load capacity of the wheel
 40 kg = average weight of the trolley



WHEELS

WHEELS SERIES NC-COMBI



SWIVEL WHEEL WITH BRAKE

ORD. NO.	Ø mm	C mm	LOAD CAPACITY kg
C RG DAC15 200	200	242	205



FIXED WHEEL

ORD. NO.	Ø mm	C mm	LOAD CAPACITY kg
C RG BAC15 200	200	242	205

NYLON



SWIVEL WHEEL WITH BRAKE

ORD. NO.	Ø mm	C mm	LOAD CAPACITY kg
C RN DAD04 160	160	204	300



FIXED WHEEL

ORD. NO.	Ø mm	C mm	LOAD CAPACITY kg
C RN BAD04 160	160	204	300

NO-SMEAR RUBBER



SWIVEL WHEEL WITH BRAKE

ORD. NO.	Ø mm	C mm	LOAD CAPACITY kg
C RG DPH25 160	160	204	200



FIXED WHEEL

ORD. NO.	Ø mm	C mm	LOAD CAPACITY kg
C RG BPH25 160	160	204	200

ELASTIC RUBBER



SWIVEL WHEEL WITH BRAKE

ORD. NO.	Ø mm	C mm	LOAD CAPACITY kg
C RG DCE15 160	160	204	300



FIXED WHEEL

ORD. NO.	Ø mm	C mm	LOAD CAPACITY kg
C RG BCE15 160	160	204	300

POLYURETHANE



SWIVEL WHEEL WITH BRAKE

ORD. NO.	Ø mm	C mm	LOAD CAPACITY kg
C RN DDD44 160	160	204	300



FIXED WHEEL

ORD. NO.	Ø mm	C mm	LOAD CAPACITY kg
C RN BDD44 160	160	204	300

KEY



Follow the formula to calculate the load capacity of the trolley:
 $(A \times 3) - 60 \text{ kg}$
 A = load capacity of the wheel
 60 kg = average weight of the trolley

